


15D105

Hand Load Cartoner



* Optional infeed conveyor shown



where products meet packaging®

There is a reason the 15D105 is one of the most recognized cartoners among packagers. Capable of forming a wide range of carton sizes and styles at speeds up to 120 cartons per minute, the affordable 15D105 is ideal for the most demanding and cost conscious production environments. The 15D105 features continuous motion design, delivering smooth, efficient and reliable operation all day, every day. Designed for easy conversion to a fully automatic barrel cam machine, you can rest assured that as your production needs change the 15D105 can change with you. Fast changeover, simple operation and excellent ergonomics, all hallmarks of the 15D105, make this machine an incredibly popular choice. Like all ADCO machines, the 15D105 is constructed in stainless steel and is available in standard or washdown configurations.

Benefits

- Stainless steel construction improves cleanability
- Rotary carton feeder with optional orbital feeder & pre-break
- Fast, easy changeover with screw adjustable overheads maximizes productivity
- Compact frame with leveling feet and casters saves space and maximize portability
- Large carton size range with oversizing options protects your investment as products change
- Ergonomically-designed product load table minimizes fatigue and maximizes productivity
- Advanced guard design keeps operators safe and maximizes maintenance access

15D105 Hand Load Cartoner

Product Features

- Stainless steel construction
- Compact frame with leveling feet and casters
- High capacity, easy-to-load carton magazine
- Rotary carton feeder with orbital option
- Ergonomically-designed 6' dual station product load table
- Capable of erecting and sealing either tablock style or glued cartons
- Nordson® ProBlue hot melt glue system (when glue is specified)
- Allen-Bradley® control package
- Category 3 safety systems with a fully-interlocked barrier guard package
- USDA listed
- Many options available upon request

Typical Applications

- Bag-in-box
- Flow-wrapped bars
- Frozen food
- Ready meals
- Pharmaceuticals
- Dairy products

Utilities

Electrical

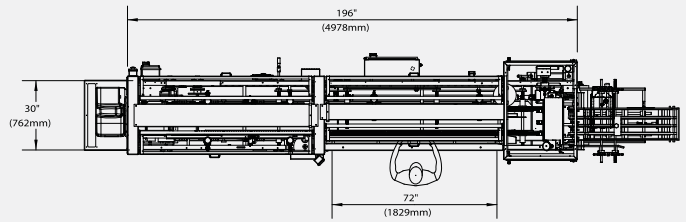
230/460 VAC, 3-Phase with ground (PE), 60 Hz

Air Consumption

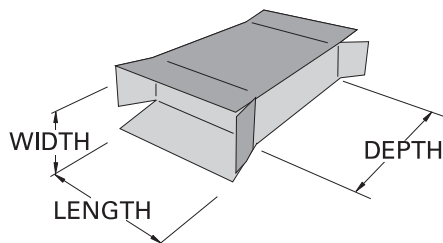
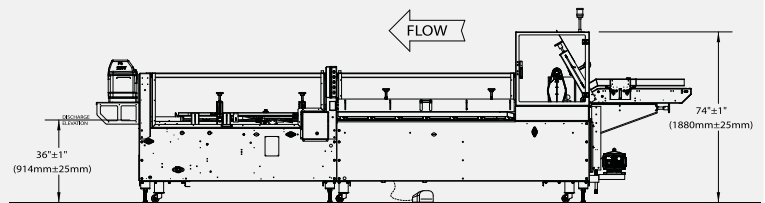
10 CFM @ 95 PSI



PLAN VIEW



SIDE ELEVATION



CARTON SIZE RANGE

Dimensions	(in)		(mm)	
	Min	Max	Min	Max
Length of Opening	1	9.5	25	241
Width of Opening	.75	4	20	100
Carton Depth	4	12	100	305

Not all minimums and maximums apply.
Special modifications are available to extend the size range.



For more information on this product, scan the QR code with your mobile device.